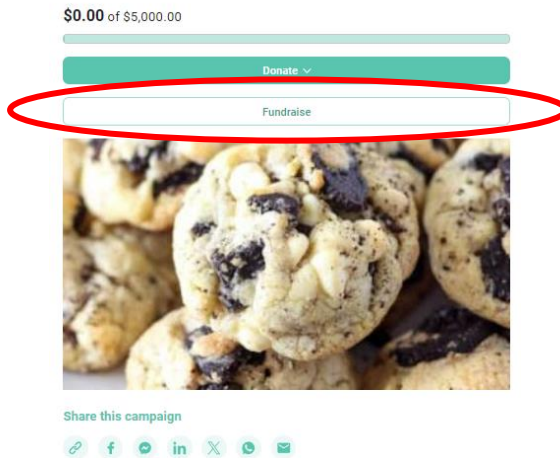
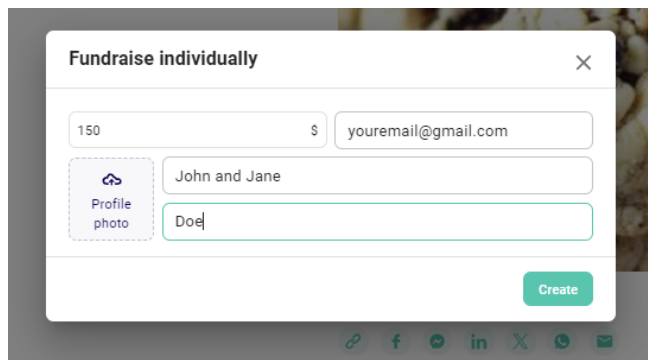


How to create your own fundraising campaign:

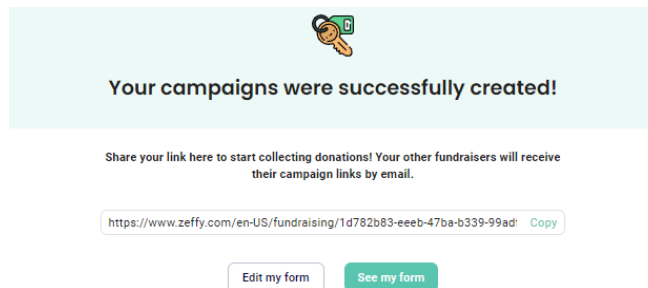
1. Go to <https://www.zeffy.com/peer-to-peer/Od6babfa-7fdb-49e6-99b6-486322d2b0e9>
2. Click on Fundraise



3. Fill out the boxes with your fundraising target, email address, Skater name, and hit create



4. Your form is ready to be shared. Copy the link and share it electronically via email, social media, etc.



5. You will receive a confirmation email. It has a link that you can share and will also tell you how to edit your campaign if you decide to do something different.
6. Watch out for emails with orders and fulfill them. All donation funds will be directly deposited in the club's bank account.